



# Applied Technologies, Inc.

## SATI Probe Styles




**K Probe**

Designed primarily for atmospheric boundary layer studies, but suited to a broad range of wind sensing applications. Array design assures minimum flow distortion errors in measured turbulence statistics.




**Sx Probe**

Ideal for environmental monitoring applications where the horizontal wind measurements are required to be in the same plane.



**Vx Probe**


Compact design for turbulent flux measurements in plant and forest canopies where wind speeds are very low and directions highly unpredictable.



**V Probe**

A special design for turbulence, where the eddy measurement must be the smallest.

All electronics required to make the sonic anemometer operate are located in the probe bar. It operates on DC power with a power consumption of less than 1.0 Watt. A single cable is all that is required to connect the Sonic Array to your computer.



**A Probe**

A non-orthogonal design for applications that require a high range of velocity

## General

The Applied Technologies, Inc. (ATI) Sonic Anemometer/Thermometer is a microprocessor based wind sensor capable of measuring wind velocity in one, two, or three axes with reliable accuracy. The instrument is designed to measure wind velocity components by transmitting and receiving sonic signals along fixed orthogonal directions, with the exception of the A style probe, which is non-orthogonal. The microcomputer electronics then process this information and calculates the wind speed for each axis. Since there are no moving parts to come into dynamic equilibrium with the air-flow, the Sonic Anemometer/Thermometer responds rapidly to wind velocity fluctuations. It responds linearly to wind velocity and is free from contamination from other velocity components as well as pressure, temperature, and relative humidity. The calibration of the sensor is established by its design parameters and therefore, can be used as an absolute wind instrument. That is correct, an Absolute Wind Instrument, with an accuracy that is controlled by the operator.

The electronics are all contained within the probe bar, and the transducers are completely sealed. This allows it to be operated as a tower mounted instrument, capable of withstanding hostile environmental conditions. The transducer operation and sonic functions, as well as all computation and transmission of data are under microprocessor control.

Data from the Sonic Anemometer/Thermometer are digital in nature. The output is RS-232C compatible in a UART asynchronous format. It represents the data in ASCII decimal numbers, and may be connected directly to a computer, transmitted to any digital recording device, or the format is such that it can also be read directly on a terminal. The temperature information is the sonic temperature of the measured winds and is calculated from the vertical sonic measurements.

## Summary of Features

- Single component wind velocity
- Fast response temperature
- Extreme accuracy
- Microprocessor based
- Solid-state digital operation
- No moving parts
- Unattended operation
- Ease of mounting
- Rugged construction
- Low power
- DC powered

## Summary of Functions

- Ability to do remote commands through the serial port
- Perform internal calibration to maintain accuracy
- User programmable data rates and averaging, from 30 min. to 200 Hz
- Select data averaging or median filter
- Select from several output formats
- Select from several baud rates
- Synchronize sonic operation to external trigger
- Ability to output a trigger pulse for other instruments
- Select the output Speed of Sound and/or Temperature
- Enter RH value for more accurate temperature output
- User adjustments to temperature calculations
- Change horizontal velocity to wind speed & direction, while retaining vertical and temperature
- User adjustments to data quality calculations
- Ability to provide data quality status word in output format
- Turn flow distortion correction on or off
- User adjustments to flow distortion calculations

## Specifications

### Measurement Range:

Wind velocity (V)	15 m/sec
Wind velocity (Vx)	20 m/sec
Wind velocity (K, Sx)	30 m/sec
Wind velocity (A)	65 m/sec
Temperature	-50 to +70°C
Wind Direction	0 – 359 Degrees

### Path Length:

"V" Circular Probe	10 cm
"Vx", "K", "Sx", & "A" Probes	15 cm

### Accuracy:

Wind Speed	0.01 m/sec
Orthogonality	0.1 degrees
Temperature (absolute)	±1.2°C
Sonic Temperature	0.1C or ±0.05°C

### Resolution:

Wind Speed	0.01 m/sec (normal) 0.001 m/sec (optional)
Wind Direction	0.1 degrees
Temperature	0.01°C

### Output:

Data Rate	<1 Hz to 200 Hz - Variable
Digital	Serial RS-232C Compatible RS-422 optional Binary optional
Baud Rate	4800 to 460,800
Speed of Sound	Operator Optional

### Operation:

Temperature Range	-50°C to +70°C
Been used up to	+250°C with no damage
Been used down to	-80°C with no problem
Relative Humidity	0 to 100%

### Power Requirements:

+12 VDC@ <100 mA,  
(9 – 32 VDC)

### Probe Array:

"V" - Three Axis	17.8cm x 17.8cm x 17.8cm
"Vx" - Three Axis	25.4cm x 25.4cm x 25.4cm
"K" - Three Axis	25.4cm x 33.0cm x 40.6cm
"Sx" - Three Axis	25.4cm x 35.6cm x 35.6cm
"Sx" - Two Axis	25.4cm x 25.4cm x 17.8cm
"Sx" - Single Axis	2.54cm x 15.9cm x 17.8cm
"A" - Non-Orthogonal	12.6cm x 22.6cm x 19.6cm
Weight	<1.0kg



Manufacturers of quality atmospheric measuring equipment for over 40 years

Applied Technologies, Inc.  
665 Frontage Rd. Unit 230, Longmont, CO 80501  
Phone: 303-684-8722  
FAX: 303-684-8773  
Email: info@apptech.com  
www.apptech.com

